

**This is not a complete list of all the barcodes that Chartbot Barcodes supports.** See <https://Chartbot.com> or reference manual for the full list.

Feel free to borrow ideas from this document. These samples show both the result and the layout that produces them.

## Basic UPC A



```

/Barcode UPCA
/PrintText Yes
/TextFont (ArialMT)
123456789012

```

## Process-Colored UPCA, OCRA font



```

/Barcode UPCA
/PrintText Yes
/TextFont (ArialMT)
/BarColor [100 100 0 0]
/TextColor [0 100 100 30]
/BackgroundColor [0 0 50 0]
123456789012

```

Note how text must be entered in OCRA font when using OCRA, and that OCRA font must be installed on your workstation.

## ISBN + Addon 5



```

/Barcode ISBN
/PrintText Yes
/TextFont (ArialMT)
978-4-56789-012

```

```

/Barcode EAN5
/PrintText Yes
/TextVAlign Above
/TextFont (ArialMT)
/TextSize 12
/Height 57
90000

```

Notice the add-on (second) barcode was bumped up to align the two barcodes. Using `/TextVAlign` changes defaults and forces us to specify `/TextFont` and `/TextSize`.

### Small and Wide Code 128




```

/Barcode Code128
/PrintText Yes
This is small and wide example
    
```

The EPS has been shrunk to 55%. Extra whitespace has been left to the right of the EPS since the wide barcode overflows the original EPS, but remember that the text box with commands and data must fully overlap the EPS. Note that the rendered human-readable text shrinks along with barcode.

### EAN 13 with Border



```

/Barcode EAN13
/PrintText Yes
/TextFont (ArialMT)
/PrintBorder Yes
/BorderLineWidth 2
/BorderLeft 15
/BorderTop 10
/BorderBottom 12
123456789012
    
```

Notice that the picture box has been enlarged to allow extra whitespace below and to the left of the EPS. The extra space is needed to make room for the border.




```

/Barcode EAN13
/PrintText Yes
/TextFont (ArialMT)
/PrintBorder Yes
123456789012
    
```

/Border without adjustments


### Code 2 of 5 with Ink Spread



```

/Barcode Code2of5
/PrintText Yes
/GenerateChecksum Yes
/PrintChecksumTest Yes
/InkSpread 0.5
12345678
    
```

With /InkSpread 0.5



```

/Barcode Code2of5
/PrintText Yes
/GenerateChecksum Yes
/PrintChecksumTest Yes
12345678
    
```

Without /InkSpread

### EAN8 with Whitespace Guards



```

/Barcode EAN8
/PrintText Yes
/TextFont (ArialMT)
/PrintGuard Yes
12345678
    
```

### MSI in Metric Units



```

/Barcode MSI
/Unite Millimeters
/Height 20
/PrintText Yes
/TextSize 4.0
12345678
    
```

### Datamatrix in Process Color



```

/Barcode Datamatrix
/BarColor [82 63 0 0]
Test data for Datamatrix barcode.
123456 followed by 90789ABC
    
```

### USPS IntelligentMail (aka OneCode)



```

/Barcode IntelligentMail
1234567890123456789012345678901
    
```

## AusPost



/Barcode AusPost 5956439111ABA 9
-------------------------------------

## PDF417



/Barcode PDF417 /Rows 3 PDF417 Example
--